



The All-Star Gazette

Volume 20, Issue 11

November 2008

www.orgsites.com/fl/allstarquiltguild/

October Stitch of a Note

I was in JoAnn's today and there on one of the racks, on sale I might add, was an apron pattern complete with vintage fabric. The apron package was titled "Domesticated Diva". I felt so "in the groove" thanks to Group 3. You ladies did a spectacular job with the program on Aprons.

I had so many flashbacks of my childhood and my precious grandmother. She wore an apron and I know that my little nose was wiped and my eyes made to sparkle after shedding tears of sadness. There were just so many memories like the old washing machine with the rollers and the reality of my hand getting caught. Some of you shared that memory with me. I am just so thankful for dryers. I have spent many a day, in my young life, hanging clothes on the line with clothespins. I never had an apron that held clothespins but I did have a clothespin container that hung on the clothesline. I have to admit there was nothing like good a nights sleep after you took those sheets off the line. My grandmother would iron her sheets and pillowcases. I admit her granddaughter never picked up that habit.

I just love country and early clutter. In my kitchen is an old ice pick. I really don't think that is its real name. Anyway, it holds my aprons. I want you to know that after Group 3's program those aprons were washed, not starched and ironed and they have been used

and treated with a "new attitude." Thank You Group 3.....

Things Not to Forget for the General Meeting November 17th.

1. Collecting can goods for the Mandarin Food Bank
2. We need 45 Christmas Stockings for Daniel. Rosemarie has the pattern. (Candy will be provided by the Guild)
3. Go to the Dollar Store and purchase some goodies to go in the stockings. We would like to stuff them at the meeting.
4. Jean Newton is collecting sewing supplies, scraps of fabric for yoyos and old reading glasses for her trip to Ethiopia.
5. We will meet the Charities at our General Meeting and also have a Tribute to our Countries Fallen.

Don't forget Demo Day on the 10th of November. Lots to learn and it's a free class.

Thanks to everyone for making All Stars such a fantastic Guild to be a member. Enjoy this fall weather and happy quilting.

See you the 17th.

Harriett

Bits and Pieces

The Villages Quilters present "Showcase of Quilts 2009"

January 30, 2009 (Friday) from 9:00 a.m. to 5:00 p.m. and January 31, 2009 (Saturday)

from 9:00 a.m. to 4:00 p.m. \$5.00 at the door.

At - The Savannah Center
1545 Buena Vista Blvd.
The Villages, FL 32159

Quilts, Demos, Merchants, Boutique, Raffle Quilt, Challenge Quilt, Door Prizes, NOA Certified Judges, Appraiser, Silent Mini Auction, Lunch Area & Parking.

Need more info? Contact:
Brownwood.fl@gmail.com

NOTE – Please use the above email address to verify information has not changed.

Ethiopian Quilt Project

There are only 24 more days until I leave for Ethiopia. It will be winter weather for sure. Addis Ababa is nearly 8500 feet above sea level and the thermometer frequently drops below freezing this time of year. At should be an adventure since it is unlikely there will be any heat where we are staying.

If you are making a quilt, or donating some goodies, I will be at the November meeting to pick them up. Please put your name on what ever you are contributing as I need to keep track. Ya'll have been so generous, and believe me everything will be appreciated. The poverty is gut wrenching.

I still need basic supplies, cloth cutting scissors (no rotary cutters as many of the children are HIV positive it was not advisable to use them. Blades would not be readily available anyway).

If anyone would like to make some yo-yos, I actually need some samples. I am running a bit behind.

We need quilting supplies: pins, scissors, needles, basic quilting books, template plastic, rulers, machine needles and fabric squares for yo-yos. Check your sewing room (or the top of the dining room table) for things you may no longer need.

Thank you so much for your help with this project.

Jean

NOVEMBER REFRESHMENTS

Healthy.....Linda Wilson
Decadent Chocolate.....Joan Killebrew
Delicious and fattening.....Elfriede Echt
Sweet or salty.....Carol Burd
Somewhat healthy.....Betsy Smith
Drinks, including water.....Jan Touchton
Set up/cleanup.....**I need a volunteer**
Easy job - help with the tablecloths,
coffee, ice and drinks.....Clean up is
clean up.

If for some reason you cannot bring refreshment, call me, even if it is the night before.

December Christmas party

I will post the names in next month's newsletter. If you haven't signed up for either December or the January Birthday party, the list will be on the front table at the November meeting.

Thank you for all the delicious food.

Jean

Food Drive

Ladies, please remember the food drive. There are many people who need help at this time of the year. The Ladies of The All Star

Quilters' Guild have always been generous and I know this year's donations will far surpass previous years.

Stockings for Daniels Kids

I have 12 Christmas stockings already. I am looking forward getting many more so Daniels kids will have a nice gift for Christmas.

Thank you Lady's for all your help.

Rosemarie

November is "Meet The Charities" and December is our Holiday Party with a contest for the best decorated paper grocery bag Also in Dec, a one yard fabric exchange swap....

Bonnie

A note of reminder – When leaving the church parking lot – BE VERY CAREFUL – turning left (north) onto San Jose can be tricky and even dangerous. It is hard to see oncoming cars. We have had several members – almost hit. Unless you are 120% sure your left turn is safe, it is best to turn right (south) onto San Jose and make a U-turn at the next turn lane.

This is a public service reminder design to keep you safe. 😊

All Star Quilters General Meeting October 20, 2008

Harriett Moseley opened meeting and turned the meeting over to Bonnie Helm who introduced Group 111 and program "All Tied Up". Program began at 10:00.

Betty Meers researched and used "The Apron Book.". The program was on aprons, styles,

memories and on personal stories. Most enjoyable brought back many warm memories with a lot of audience participation.

The business meeting was called to order by Harriett Moseley.

A special thanks to Bonnie Helm for the program in September by Kathy Minton on Electric Quilting. Our QuiltFest Board members for their giving of their time to attend meetings each month and for their leadership at QuiltFest. The Nominating Committee, Val Stanley, Gay Montgomery and Betty Agnew for their slate of officers for 2009. Kathy Rutherford, Quilt Mother 2008. Starr Carson Ways and Means for the sale of tickets and to our QuiltFest Table Chairman, Karol Blomgren for the use of her organization skills and to all the ladies that were White Glove Ladies, Greeters, Sale Room ladies. Vicki Zoller for scheduling the class by Emmie Seaman. Kathy Rutherford for all the Road Trips in October.

Approval of Minutes as appeared in Newsletter: June Daniels Approved

Treasurer's Report: June Rittscher Report was given. All committees need to turn in budget reports.

Corresponding Secretary: Val Stanley
Val gave report in absence of Sharyn Potfay.

Communications

Newsletter: Betty Agnew

Please turn in all newsletter articles before going to retreat.

Publicity: Dot Butler No report

Phone: Sally E. No report

Community Service: Rosemarie Murphy
Forty five Holiday Stockings are being given to Daniel for the children. Stockings will be filled with small items and \$100.00 has been

approved to use as needed for any additional fillers.

Our food bank is in need of supplies. In November give until you feel good.

Special Project: Jean Newton

Will be going to Ethiopia in November and is in need of sewing supplies, scraps of fabric for yoyo's and old reading glasses for the Monks. Jean will be traveling Thanksgiving Day.

During QF 170 Me Dolls were made and 134 of them were made by All Stars.

Education: Vicki Zoller

November 10 Demo Day

January 26th 2009 Ellen Linder will be teaching A Color Class. \$30.00 for the 6 hour class and a \$4.00 kit fee. Registration starts today. This is a workshop on color & no sewing supplies needed.

Tour of Homes for 2009 scheduled for May 4th the 1st Monday of the month.

Library: Marsha Bookstaver

Now is the time to place your fall order.

Membership: Gay Montgomery

Membership Renewal will begin in November and the form will be in the Gazette. The dues for 2009 will be \$20.00.

We had 66 members present with 3 guests.

Door prize winners were Cathy Jones, Margaret Stewart & Diane Cullen.

Program: Bonnie Helm

October 20th: Group III

Garage Sale at each meeting.

November 17th Meet the Charities

QuiltFest Report: Gay Montgomery

The guilds should get about \$1,000.00 from the Quilters Walk.

QuiltFest Table: Karol Blomgren

Thanks to all who helped.

Ways & Means: Starr Carson

2406 raffle tickets sold.

Two of our members sold over 100 tickets each. The winners were: Maggie Dinkins & Carole Johns.

Quilt Mother 2008: Kathy Rutherford our 2008 Quilt Mother won the Beautiful Quilt.

Quilt Mother 2009: Starr Carson

Next Monday we will have our 1st work day. Kits will be available with the history on each block. We need 20 blocks.

Retreat: Gay Montgomery November 2-6 Sunday P.M. to Thursday A.M. Bring all personal supplies you will need. Wednesday will be the "Tea Party." Bring a tea cup & saucer with your decorated hat. Bring an extension cord or power strip if you have one. Dates for the 2009 retreat will be November 8th -12th.

Road Trips: Kathy Rutherford

Suwannee River State Park 10/17. This is the last trip of the year.

New Business: Gay Montgomery, Kathy Rutherford & Betty Agnew have designed our new guild pin.

The election of officers for 2009 was held and the slate was accepted as presented by the nominating committee.

The 2009 All Star officers are:

President: Sunnie Malesky

Vice President: Melinda Rials

Treasurer: Lani Gardner

Correspondence Secretary: Mary Anne Dennis

Recording Secretary: June Daniels

Show & Tell

Announcements: Garage Sale of Barbara Chestnuts sewing supplies. We have one of our young quilt makers “Robin” with us today. We will do our UFO exchange again next month. Place in brown bag with no questions asked.

Board Meeting----CANCELLED----for November

November 10th Demo Day

November 17th General Meeting---- Meet the Charities

November 24th Sit & Sew or 2009 quilt workday.

December 1st Board Meeting

Meeting Adjourned

Recording Secretary

June Daniels

jmd@bellsouth.net 904 287-7752

Education

We have a very special class scheduled for January 26, 2009. Ellen Lindner of Melbourne, FL will be teaching “Adventures in Color”. Many people have expressed an interest in this topic, and I am excited about this class. This is a 6 hour class that will explore the choices of color in quilts. We can all benefit from this class, whether we are beginning quilters, or experienced veterans. We will not be using fabric in this class, but a paper packet will be provided by Ellen. Check out more details about the class and Ellen Lindner on her website www.adventurequilter.com and prepare to be inspired and impressed. The cost for this class is only \$30.00. The class is open to 20 students.

DEMO DAY
November 10, 2008
10:00AM
FREE!

Fabric Art Journal

Vicki Zoller

Materials:

- * - Pellon Wonder Under 805
- * Pellon Peltex 70 (do NOT use anything stiffer than Peltex 70)
- * Fabric
- * Basic sewing supplies

I found the Wonder Under and Peltex at Wal-Mart and JoAnn fabrics.

Instructions: Cut a piece of Peltex 70 8” X 10”. Fuse a piece of fabric the same size to the Peltex as a background. Sew other fabric and embellishments to this as desired. Fuse a piece of fabric to the back. You may journal on the back, using a permanent pen or appliqué the back before fusing it.

Finish edges as desired. Each page is essentially a large-scale fabric postcard.

Remember: You will be punching holes to link together your pages later. Leave about an inch on the left edge of the front of the page free of decoration. This inch on the left front page will be where your pages will eventually link together.

OVER SIZES NINE PATCH

Gay Montgomery

This quilt makes 3 quilts out of 3 – 1 yard pieces.

It is how the fabric is folded and cut.

You only make 2 cuts and you get:

4 – 9 in squares

2 short side – top and bottom

2 long side pieces

Then you mix them up.

Liz Porter’s No Lump Binding Finish **June Rittscher**

1. Leave an 8” – 12” unstitched tail when you start stitching the binding to the quilt. Stop stitching about 8”- 12” from the

starting point. Leave a tail of about 10" - 15". Figure 1

- Bring beginning and end of binding to the center of opening and fold each end back, leaving a 1/8" space between folds. (Liz said 1/4", but I've found that 1/8" works better) Finger crease the fold. Figure 2
- Open each end of the binding and draw a line across wrong side in a widthwise crease and a line through the lengthwise pressed fold at the same spot to create a cross mark as shown in Figure 3.
- With edge of ruler at ma

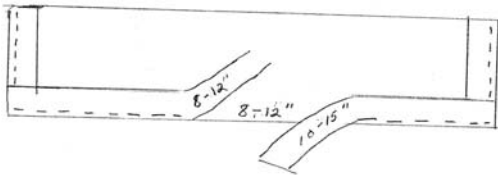


Figure 1.

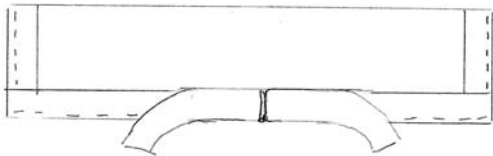


Figure 2.

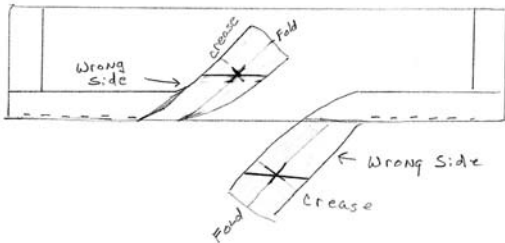


Figure 3.

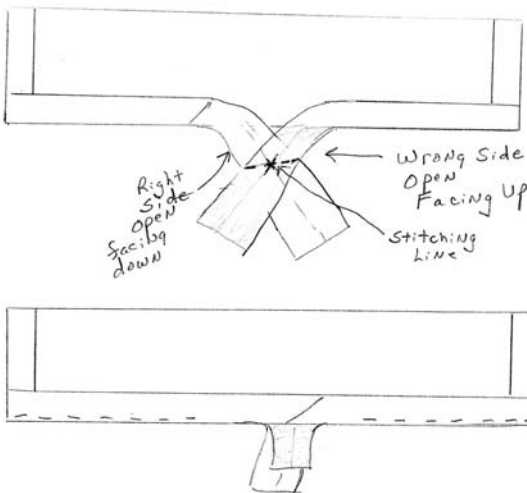


Figure 4.

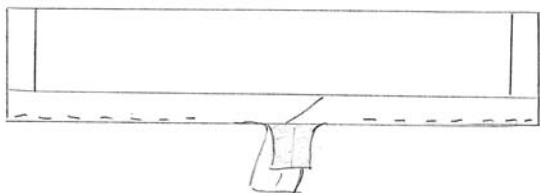


Figure 5

marked cross, line up 45-degree angle marking on ruler and one long side of

binding. Draw a diagonal line from edge to edge. Repeat on second tail, making sure that the two lines are angled the same way and parallel as shown in Figure 3.

- Pin binding ends with right sides facing, pin-matching diagonal lines as shown in Figure 4. Binding ends will be at right angles to each other.
- Machine stitch along diagonal line.
- Lay binding against quilt to double-check that it is correct length.
- Trim ends of binding 1/4" from diagonal seam and finger-press open. Fold binding in half and finish stitching binding to quilt.

Quilt Mother 2009

Thank you one and all for coming to our first 2009 Raffle Quilt meeting. What a wonderful turn out!! For those of you who were not able to be there but still want to help see me at the November 17, 2008 General Meeting. There are still blocks and other tasks to choose from.

I appreciate all of the support and know that our quilt will be beautiful. How can it be anything else with all of your loving, and gifted hands involved.

Starr Carson

Quilt Mother 2009

Please accept my apologies for the lateness of this newsletter. I have had unbelievable computer issues.

Thank you for your patience.

Betty Ann

ALL STAR QUILTERS' GUILD

2009 MEMBERSHIP FORM

Please fill in all spaces

Name _____

Street address/box # _____

City _____ State _____ Zip _____

Home Phone _____ Cell Phone _____

Email Address _____

Do you prefer to receive your Newsletter by: Mail ___ or Email ___ (Of course it can always be viewed and printed online at www.orgsites.com/fl/allstarquiltguild/)

Birth date (Month & Day) _____ Spouse _____

Membership dues are \$20 per year and are pro-rated quarterly. Please mark the appropriate box below, enclose your check made out to All Star Quilters' Guild, and mail to P.O. Box 23772, Jacksonville, Fl. 32241-3772. Cash payments must be handed to the Membership Chair at a meeting.

- ★ I am enclosing \$20.00 for the year 2009's dues.
- ★ It is between April 1st and June 30th, I am enclosing \$15.00 for the remainder of the year 2009.
- ★ It is between July 1st and Sept. 30th, I am enclosing \$10.00 for the remainder of the year 2009.
- ★ It is after October 1st, I am enclosing \$5.00 for the remainder of the year 2009.

Please **circle** one the following so we can get to know you better!

I am: a beginning Past beginning Intermediate Advanced quilter.

I have been quilting for: 0 -2 yrs 3 - 5 yrs 5- 10 yrs 10 - 15 yrs 15 - 20 yrs 20+ yrs.

I enjoy doing: hand work only Machine only Both.

I also enjoy: Appliqué Piecing Paper piecing All.

Other techniques I enjoy are: _____

Please complete the ENTIRE 2nd page to be eligible for the "Early Bird Renewal Drawing" at the November and December meetings.

Please rate the following types of PROGRAMS:

A = really enjoy **B** = enjoy **C** = OK **X** = not interested

___ Guests Speakers

___ Health issues

___ Slides

___ Hands-on

___ Demonstrations

___ One-person / Trunk show

___ Games / Social Activities

Other: _____

I would like to present a program on _____

If you know someone who has a quilt collection, new techniques or other information that would make a good program, please give the Vice President a name and contact information.

I am willing to help in these areas (check all that apply):

___ Planning programs

___ Give a program

___ Planning classes

___ QuiltFest representative

___ Hostess for out-of-town teacher

___ QuiltFest Alternate

___ Teach a class

___ QuiltFest Booth

___ Quilting Bees / Basting Days

___ Raffle Quilt ticket chair

___ Newsletter articles

___ Run fund raisers

___ Newsletter mailing

___ Auditing books

___ Publicity

___ Hospitality Table

___ Telephone committee

Please check all that apply to your educational interests / needs.

___ Basic quilt making

___ Paper piecing

___ Hand piecing

___ Color/fabric selection

___ Machine piecing

___ Bindings

___ Hand appliqué

___ Advanced piecing techniques

___ Machine appliqué

___ Embellishments

___ Hand quilting

___ Crazy Quilts

___ Machine quilting

___ Quilt history

I prefer classes that are (check all that apply):

___ Traditional patterns

___ Just a demonstration

___ Quick & Easy

___ 2 -3 hours

___ Art Quilts

___ All day with lunch break

___ Entire quilt

___ Just a technique

___ Small projects: purse/tote bag/pillow/table runner

___ Other _____

THE ALL-STAR GAZETTE
CLASS REGISTRATION FORM

**PLEASE WRITE IN THE NAME OF THE CLASS YOU ARE REGISTERING FOR,
ALONG WITH THE TEACHER'S NAME.**

Class _____ **Teacher** _____

Name _____

Address _____

Telephone _____

I AM ENCLOSING A CHECK IN THE AMOUNT OF \$ _____.

Please include class names(s) on your check. Give check and form to Vicki Zoller or mail to:

All Star Quilters' Guild
P.O. Box 23772
Jacksonville, Fl. 32241

Class time – 10:00 A.M. *Just as a reminder, payment for classes must be made at time of signup.*

Class Schedule:

☞ No classes in November and December – but don't forget – Mondays are "Sew Days".

Note: we will have "Sit and Sew" on the Mondays we don't have a class scheduled.

The All-Star Gazette



The All Star Quilters' Guild
P.O. Box 23772
Jacksonville, Fl. 32241

WE ARE ON THE WEB
www.orgsites.com/fl/allstarquiltguild

Quilters Calendar



November	December
17 General meeting	1 Board Meeting 15 General Meeting

Note – all dates given in the above calendar are MONDAYS unless noted.