

# In the Loop

VOLUME 9 ISSUE 6

JANUARY 13, 2009

## Traditions for the New Year

There are so many fantastic "before Christmas" traditions, but I seldom hear about many "after Christmas" traditions. I wanted to share 3 post-Christmas activities that I remember from my growing up years and things that we try to incorporate in our family.

1. Christmas Card Prayers - Around new year's we would begin doing Christmas Card Prayers after dinner. My mom would pass around the basket of Christmas cards and each of us kids would get to choose one. We would read the card/letter, talk about any pictures or photos, and then my mom would tell us about who it was from. She would share how they knew that person, where they lived, and any other interesting facts. We would then say a prayer for each person or family whose card we read that evening.

Sometimes it would take us until Easter to get through the basket but I always enjoyed doing it. I think this tradition may be why the Christmas cards we receive today are so special to me.

2. Share Piles - I grew up with three brothers and now have 4 kids of my own. Several years ago we started being more intentional about "sharing" old toys to make room for the new ones. We talk with the kids about the new toys they received and what a blessing it is to have new things and then we remind them that not everyone has as many toys as they do. We discuss the importance of sharing and then help them select toys to "share" with a local charity.



Our goal is to select something similar in size/value for each gift that they received. It doesn't always work out exactly that way, but the exercise of sharing their toys is a healthy one.

3. Saying Thanks - I'm so grateful that my parents emphasized the importance of saying a proper thank you to people. Christmas time is one of the easiest times to practice this lesson because most kids have at least another week before they go back to school! I started having my kids "do" their own thank you notes when they were two years old. *Cont page 2*

### Inside this issue:

MOPportunities	2
Kiddieland	3
MOPPETS Reading Corner	3
Computerland	3
Announcements	46



## Speaker Notes

Our speaker today is our mentor mom, Zella Simpson, who will be speaking on the topic "House of Mirrors."



## New Year, cont from page 1

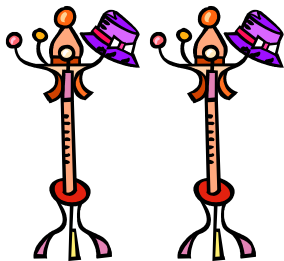
A simple way is type a short message in a bubble font and let the kids color it. You can also let toddlers or preschoolers color on a blank piece of paper (folded to make a card) and attach of photo of the child opening their gift or playing with the new toy. With older preschoolers, I often let them decorate the front of the card with stickers or pre-cut fun foam shapes, write a short message of thanks inside and let the child sign his or her name. By around age 5 or 6 kids can use those "fill-in-the-blank" cards that you can purchase from many stationery stores. Middle elementary age (and up!) should be able to come up with at least

2 good sentences for a thank you letter. Watch for sales on cute Christmas stationery that often goes on sale with the Christmas cards! Just a word of caution - keep in mind your child's personality and attention span and don't expect them to write too many thank you's in one sitting!

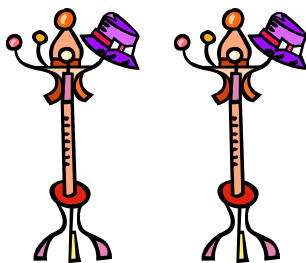
God bless you this new year as you begin some new After Christmas Traditions.

Vickie is a speaker, writer, and MOPS Coordinator who lives in Reno, NV with her husband and 4 children. For more information visit

[www.vickiemusni.com](http://www.vickiemusni.com)



*Cheri Eastwood is displayed her Custom Hat Racks today. Please check them out!*



## MOPportunities

### Embroidery

Shannon Dunn 312-5988, [sdunn14@hotmail.com](mailto:sdunn14@hotmail.com)

### MaryKay

Theresa Stanley 227-7115, [theresastanley@marykay.com](mailto:theresastanley@marykay.com)

### Southern Living at Home

Kristin Dyson 523-3820, [queenof1010@yahoo.com](mailto:queenof1010@yahoo.com)

### Tastefully Simple

Daelena Potter 254-7858, [dpotter@insightbb.com](mailto:dpotter@insightbb.com)

### Arbonne Skin Care

Robin Baskette 278-8150, [rbaskt@yahoo.com](mailto:rbaskt@yahoo.com) and Carla Washnock 231-0325, [cwashnock@windstream.net](mailto:cwashnock@windstream.net)

### Hair bows

Teresa Geyling 225-0986, [t\\_geyling@yahoo.com](mailto:t_geyling@yahoo.com) and Megan Hayden 254-3357, [megan.hayden@qx.net](mailto:megan.hayden@qx.net)

### Silpada Jewelry

Norma States 859-879-8181, [nsstates@windstream.net](mailto:nsstates@windstream.net)

### Uppercase Living

Teresa Geyling 225-0986, [t\\_geyling@yahoo.com](mailto:t_geyling@yahoo.com)

### Discovery Toys

Ann Combs 271-8197, [macombs2@hotmail.com](mailto:macombs2@hotmail.com)

### Custom Hat Racks

Cheri Eastwood 543-2210, [cherjess@insightbb.com](mailto:cherjess@insightbb.com)


# Kiddieland

We start off the New Year learning more about Jesus, specifically the idea that Jesus is with us all the time. To quote our curriculum guide, "Young children think in a concrete manner and, therefore, it's difficult for them to understand abstract concepts. They're told that Jesus loves them; however, they can't see Him." Our activities provide concrete activities to help them make a connection with this abstract concept of 'Jesus is with me wherever I go.'

From Matthew 28:20b, the children hear that Jesus said, "**I am with you always.**" They will have a 'Clothespin Character' clipped to their clothing to remind them that Jesus is with them always. They will sing songs and experience other reminders or examples to help them connect with our main idea. One of the songs today is to the tune of "Did you ever see a Lassie?"

Oh, don't you know that Jesus  
That Jesus, that Jesus  
Oh, don't you know that Jesus  
Is always with you? (they can kindly point to their friend)

He's with you in daytime  
He's with you at nighttime.  
Oh, don't you know that Jesus  
Is always with you? (point)



Maybe you can find ways at home to remind each other that Jesus is always with us.

## Reading Corner

This month, I would like to share with you a set of books I discovered a few months ago while surfing on the net. The reviews were interesting and the Christian author held my interest. The first is called *Mommy, Teach Me*. On her web site (<http://www.mommyteachme.net/>), the author Barbara Curtis and mother of 12 states, "Why send your child to preschool to fall in love with a teacher? Any mom can learn to make the early years a time of learning and love at home!" It is full of practical ideas and activities you can do at home with your very young child to help build basic skills and concentration needed for their entire lifetime. Her introduction is engaging, informative, and inspiring. I have already created several "challenge activities for my daughter that she enjoys, while reinforcing pre-reading skills, concentration, and fine motor skills as well. The companion book, *Mommy Teach me to Read* is my next book to read. Check out her website or the reviews on amazon.com.

## Computerland

**Story Place** - little semi-animated stories for preschoolers (there is a section for elementary as well) with activities and games to go with each story. My Erin loves revisiting the stories on this site. <http://www.storyplace.org/preschool/other.asp>

"Chosen by the American Library Association as a Great Web Site for Kids."

"A+ rating by Education World as an outstanding site for Pre-kindergarten through 2nd grade."

"Children and their parents have for years enjoyed attending storytimes, checking out books and participating in a number of other educational, entertaining and participatory programs at the various locations of The Public Library of Charlotte Mecklenburg County. StoryPlace, an interactive web site, came about to provide children with the virtual experience of going to the library and participating in the same types of activities the library offers."

# January 2009



## Announcements:

\$25.00 dues are due for spring semester. Please make checks payable to TCCC MOPS and give to Elizabeth Skinner, or mail to her at

192 Blackwater Lane  
Lexington KY 40511

Thanks to the ORANGE D-Group for providing brunch! Next month the PINK D-group will provide the food.



Sun	Mon	Tue	Wed	Thu	Fri	Sat
				1	2	3
4	5	6	7	8	9	10
11	12	13 MOPS	14	15	16	17
18	19	20	21	22	23 Kid 's Place	24
25	26	27	28	29 Mom ' Night Out	30	31

## Special Events

**Friday January 23<sup>rd</sup>** Kid's Place 10:30 a.m.- We will meet at Kid's Place Indoor Playground to get some of the winter wiggles out. Admission is \$7.99 for Kids two and up-one supervising adult is free with each paid child. Kids under 24 months are free, adult admissions (if you are not paying for a child) are \$3.00. They have a nice toddler area where we can meet and let the kids burn up some energy, everyone will need to bring socks to wear.

**Thursday January 29<sup>th</sup>** Mom's Night Out-Calistoga Café 7p.m. (2217 War Admiral Way, Lexington, KY 40509) Let's meet at the Calistoga Café for some good food and conversation. If you haven't checked out this new restaurant check out the menu at [http://www.calistogacafe.com/pdfs/Menu\\_Color\\_Regular\\_Menu\\_SWF\\_LEX.pdf](http://www.calistogacafe.com/pdfs/Menu_Color_Regular_Menu_SWF_LEX.pdf)

The week of January 26<sup>th</sup> we encourage discussion groups to coordinate group play dates to connect with your small group members.



Better Moms Make A Better World