

General Notes Each pair of blocks will be paired up with other guild member's blocks for an absolutely fabulous and scrappy twin-sized quilt – one that represents the love and generosity that is within each one of us.

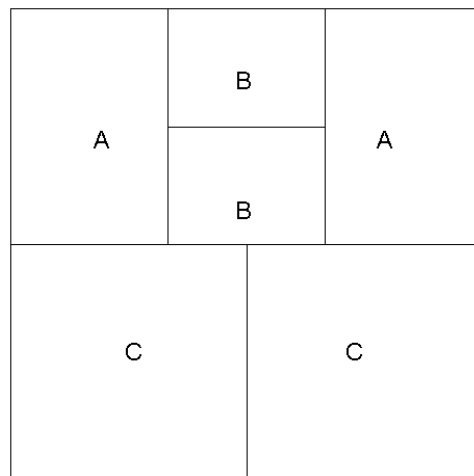
- Please pre-wash and press all fabrics.
- Any particular quality of cotton fabric is welcome.
- For both blocks, select an assortment of complementary fabrics from your stash varying in value from light to dark.
- ¼" seam allowances are included in the measurements provided. When assembling the blocks, use a scant ¼" seam allowance to insure 12½" blocks.
- Once assembled, blocks should be squared to 12½" for use as 12" finished blocks.
- Due: October Guild Meeting

Thank you for participating and happy quilting!!!


Block No. 1

<u>Part</u>	<u>Qty.</u>	<u>Cutting Size</u>
A	(2)	6½" × 4½"
B	(2)	4½" × 3½"
C	(2)	6½" × 6½"

Block Outline



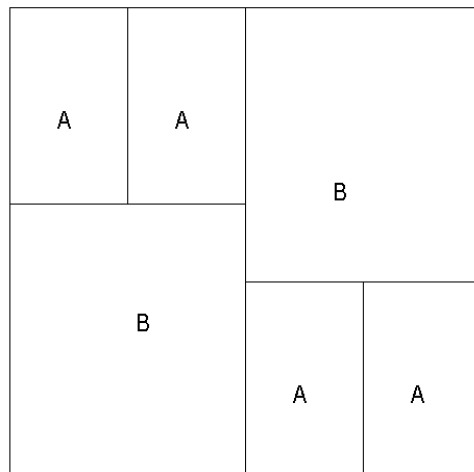
Block Sample



Block No. 2

<u>Part</u>	<u>Qty.</u>	<u>Cutting Size</u>
A	(4)	5½" × 3½"
B	(2)	7½" × 6½"

Block Outline



Block Sample

