

How Will I Benefit?

Make a positive difference in the quality of your Scouting program and the impact that Scouting will have on the lives of its members. Be better prepared to give our youth the opportunity to live Scouting's values and to become better citizens!

Understand the latest **Leadership and Team Development** skills. Learn how to use these skills in becoming a **High Performance Team** and for development and motivation of other team members.

Wood Badge Course themes are:

- Living the Values
- Bringing the Vision to Life
- Models for Success
- Tools of the Trade
- Leading to Make a Difference

Understand how your **Values** relate to attitudes in your life. Establish a **Vision** to improve yourself and your Scouts. Build **Mission** goals to help you attain that **Vision**.

Become the leader who will make a positive difference in your pack, troop, crew, team, district, or council ... **and in your own life**.

Set a good example for those around you with an upbeat outlook by promoting fun and enjoyment in your program.

And then, upon completion, you will be awarded your Wood Badge beads and become a permanent member of Wood Badge Troop 1.

What are the dates?

Part I: The Practical Experience

- The first weekend begins on Friday, Sept. 11th at 7:30 am and concludes on Sunday, Sept. 13th at 5:30 pm.
- The second weekend begins on Saturday, Oct. 10th at 7:30 am and concludes on Monday, Oct. 12th at 4:00 pm.
- Interim patrol meeting(s) will be held as planned by the patrol members.

Attendance at **both** weekends **and** the patrol meeting(s) is required.

Course attendees begin their Wood Badge experience as Cub Scouts, bridge into Boy Scouts and form a patrol for the majority of the course. Venturing is introduced at the end of the second weekend. Through training sessions and application opportunities, participants learn about and develop leadership skills applicable in their own Scouting position.

Part II: The Application Phase


After the Practical Phase, you will fulfill a contract with yourself through your "Ticket" – five Scouting goals that you will establish and then complete over the next 18 months. Upon completion, a scouter receives a certificate, two beads and becomes a permanent member of Troop 1 Gillwell.



*Do it for the Scouts
Do it for Yourself*

WOOD BADGE

Leadership for Scouting Leadership for America




NE-VII-16

Suffolk County and
Theodore Roosevelt Councils

Baiting Hollow Scout Camp
Calverton, NY

September 11-13, 2009
October 10-12 2009



Discover the Leader in You







Take part in Scouting's most advanced training course, focusing on **Leadership** and **Team Development**. Inspired by Lord Baden-Powell of Gilwell, Wood Badge has provided the ultimate training for hundreds of thousands of leaders around the world.

Who should attend Wood Badge?

Wood Badge is intended for **all** leadership positions, both volunteer and professional, across **all** of Scouting's programs:

-  Cub Scout
-  Boy Scout
-  Venturing
-  Varsity

What are the Learning Objectives?

-  Recognize today's leadership concepts used across corporate America and leading organizations that are relevant to our values-based movement.
-  Apply the skills you learn from your participation as a member of a successful working team.
-  Revitalize your commitment to Scouting by sharing in an inspirational experience that will last for a lifetime.
-  Experience Scouting as a family of interrelated, values-based programs that provide age-appropriate activities for youth.





Where does the Course take place?

Both weekends will be at Baiting Hollow Scout Camp, Calverton, NY. Classroom sessions and meals take place in and around our dining hall on weekend one. Weekend two is mostly an in-camp, outpost experience practicing basic patrol camping.

What does the Course cost?

The course fee is \$245.00. Early registration fee (paid in full by 7/1/09) is \$225. All food, instructional materials and recognition are included. A \$50.00 deposit reserves your place on Gilwell Field. The course is limited to 48 participants, so please don't delay — send your deposit to reserve your place now.

What is Required to Participate?

-  Be registered as an adult leader in the BSA
-  Complete the training course specific for your scouting position
-  Provide a Class 3 medical form valid through October 2009
-  Bring to the course an eagerness to learn ... and a willingness to have a lot of fun

Where do I get more information?

Dottie Young SCC, BSA
 Course Director **Michael Dluglinski**
 (631) 467-2369 Professional Advisor
Lope1216@aol.com (631) 924-7000x31

The mission of the Boy Scouts of America is to prepare young people to make ethical and moral choices over their lifetimes by instilling in them the values of the Scout Oath and Law.

Wood Badge NE-VII-16 Registration Form (Sep 11-13, Oct 10-12 2009)

Name _____ eMail Address _____ Council _____ District _____
 Address _____ Phone _____ SCC/TRC/Other? _____
 Street _____ City _____ State _____ Zip _____ Home _____ Business _____
 Primary Scouting Position _____ Unit Type _____ Unit # _____
 (e.g. Den Leader, Asst. SM, Advisor) Pack, Troop, Crew, #, District/Council
 Training Completed (Circle): New Leader Essentials Position Specific Outdoor/Intro to Outdoor Leader Skills Other _____
 Payment Method (circle one) CASH CHECK MONEY ORDER CREDIT CARD - DISCOVER VISA/MASTER AMEX
 Credit Card Number _____ Expiration Date _____ Code _____ Signature _____
 MM/YYYY 3-Digit

\$50 Deposit is required with Application (make checks payable to Suffolk County Council BSA. Send to: Suffolk County Council BSA, 7 Scouting Blvd Medford NY 11763 or Fax to: 631/924-7145)

Account # 1-6801-901-20