

## Super-Sized Nine Patch Cutting variation for size 38X45 Makes 2 Quilts

\*\*Although the size is different, the quilt is put together as in the original super-sized nine-patch instructions from Quiltmaker Magazine

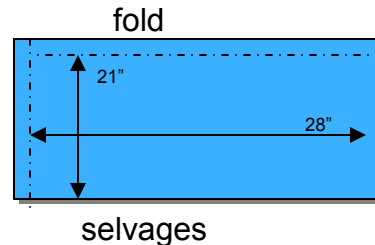
Fabric requirements for 2 quilts (42-42" wide):

- Fabric A: 5/8 yard
- Fabric B: 7/8 yard
- Fabric C: 1 3/8 yards
- Backing: 1 3/8 yards per quilt

### Cut the Center Rectangle

\*\*\* **Need 7/8 yard** (28") of Fabric B  
42+ wide fabric for 2 quilts

- (1) Cut 28" in length, then
- (2) Cut 21" in width for 2 center rectangle pieces.

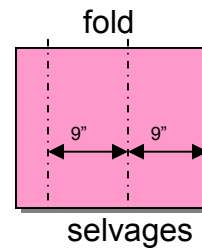


### Cut the Corners

\*\*\* **Need 5/8 yard** (18") of Fabric A  
36+ wide fabric for 2 quilts.

- (1) Cut 2 - 9" width of fabric (WOF), then
- (2) Cut into 9" squares. Makes 8 squares, 4 from each WOF.

This makes 4 corners for each quilt.

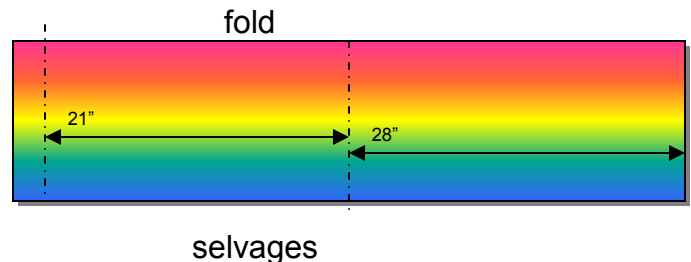


### Cut the Sides

\*\*\* **Need 1 3/8 yard** (49") of Fabric C  
36+ wide fabric for 2 quilts

- (1) Cut a 28" length of fabric, and
- (2) Cut a 21" length of fabric.
- (3) Then cut both lengths into 9" wide strips.

This makes 2 quilt sets of long sides (28X9), and short sides (21X9).



***Congratulations!***  
***You've cut out two quilts.***